



writing for *green*

***Slaying Ambiguity -***  
**Writing With Clarity and Logic**

# Today's Objectives

**By the end of the session, you will be able to...**

- **Identify, write, and correct ambiguous statements**
- **Understand strategies for avoiding and editing ambiguities**
- **See the value in developing clarity through practice**
- **Understand where ambiguity can be useful in a grant proposal**

# Today's Agenda



Recognizing the Types and Sources of Ambiguity



Correcting Ambiguity: Editing Documents and Discussing Suggested Improvements



Writing Exercise and Peer Review: Apply What You Have Learned in Order to Write with Clarity



Group Discussion: When is Ambiguity Acceptable?

# Are we clear?

**“The objective of today’s course, for people in your community, is to learn to be better communicators. Because if you don’t write clearly they won’t understand what you are trying to accomplish.”**





# Are we clear?



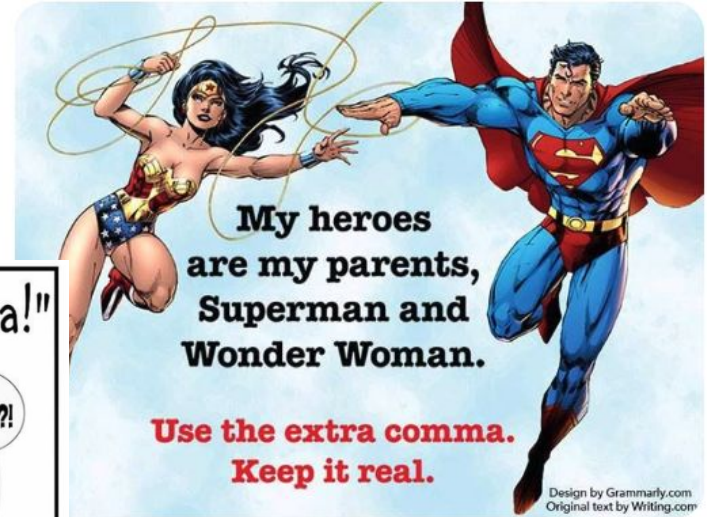

**“What some people forget is to consider, when writing, is who their audience is. This is especially important if they are not experts in the subject matter and It is important that the reader is informed, because you are limited in what you can achieve if things are not written clearly and if, for example, there is any confusion among various people.”**

# Sources of Ambiguity

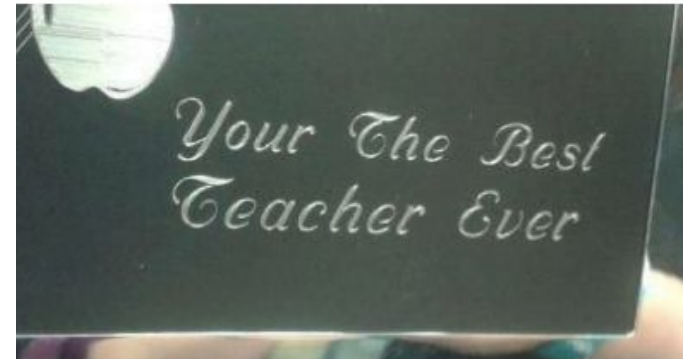
- Imprecise language
- Really long, complex sentences
- Failure to define key terms/acronyms
- Sloppy use of key terms
- Too many adverbs and/or adjectives
- Lack of or improper use of punctuation



# Why Punctuation Matters



# Why Punctuation Matters





# Correcting Ambiguities

Find ***L5D Exercise 1 - Correcting Ambiguities*** in your student folder. Read your assigned example and discuss any ambiguities you found with your partner. Then, work individually in your Google working doc to make your example more clear/less ambiguous. Use “suggesting mode” in Google Docs and/or make comments on the text. You may also want to include a bullet-point critique.



# Ambiguities in Example 1

- Disorganized
- Poor punctuation and grammar
- Acronyms not defined
- Did not introduce organization, no background or context provided
-


# Ambiguities in Example 2

- Runon sentences
- Acronyms
- Missing punctuation
- Too much flowery language
- Not clear on geography
- Did not address the question
- Solution not described
- Words don't make sense
- Look at “ly” words and ... can you get rid of them?
-

# Writing Exercise

Use the information in *L5D Exercise 2 - Slaying Ambiguity - Writing a Project Abstract* to create a clear and well-written abstract. After you complete your draft, you and your partner will exchange drafts and provide each other with edits and feedback.

[Access Exercise Sheet](#)



# Is ambiguity ever acceptable in grant writing?

Type Here: . . . . .

- When you want to incorporate wiggle room into your plans
- If you are unsure about certain information
- When writing about science, based on what the data says and whether or not it supports your narrative





# What to expect next...

**Session Assignment:** Submit any work you would like us to review. We are happy to provide feedback.

Thank you for joining us today! Before moving onto the next session, let us know what you enjoyed about today and what we can improve for the future.

Exit Ticket



# Session Handouts:

- [Why Punctuation Matters Handout](#)

